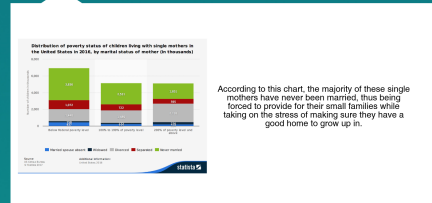


CHILDREN LIVING IN POVERTY IN THE US

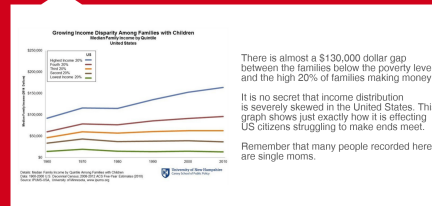
How many single moms?

Poverty in the United States has been a problem for a number of years, however what is more worrisome is the fact that children are included in this statistic. As of 2016, it is reported that eighteen percent of all children living within the United States are living at or below the Federal Poverty Level. There are hundreds of thousands of single mothers that are living under the Federal Poverty level. Many of these mothers are often single because they're widowed, or their significant other left, or because of divorce. Their circumstances are ranging, however majority of these mothers are single because they were never married. The reason this is so startling is because there is no father figure in the home, the income of these households is cut in half at the very least. For families where both parents are working and one leaves you can imagine the effects that would have.

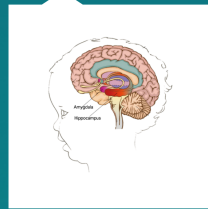


Income Inequality?

Income in the US varies at every level. The graph below shows how the income rate is affecting families in the United States with children. The bottom twenty percent make less than twenty thousand dollars a year. The national poverty for a family of four is twenty-four thousand, six hundred dollars. The bottom twenty percent of families in the US are five thousand dollars below that line.



Brain: How It is Effected



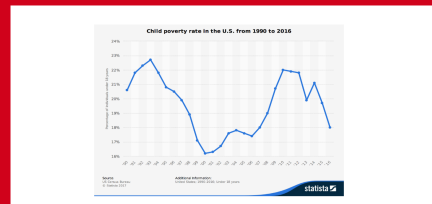
Poverty has been shown to decrease the size of the Hippocampus and the Amygdala in children.

The Hippocampus and Amygdala help regulate stress and emotional processing.

This can be a problem because they will not be able to develop the necessary skills to cope emotionally with life.

NATIONAL PERCENTAGE

There is a staggering eighteen percent of all the children living in the United States are living below the national poverty level. However, the Child Poverty rate has been slowly declining since 2010. This is a great sign. It means that the programs that were made to help low income families, is working. There is hope for these families. With the growing availability of access to getting an information and with the internet able to help create new jobs. We will see this to continue to decline in the coming years! When visiting a homeless shelter there were some families there with small children. One of the directors over volunteers said that on average families will be there about six weeks before they can get a place on their own! There are many programs out there that are helping these people. There is hope for them!



WORKS CITED

<http://mohidscount.org/wp-content/uploads/2015/02/Childs-Brain-L1one>
Jamie Seaton, The Washington Post, <http://www.denverpost.com/2017/03/02/childhood-hunger-school-lunch>, March 9, 2017, Accessed October 14, 2017.
Rebecca Kilen, Huffington Post, https://www.huffingtonpost.com/2015/03/11/childhood-poverty-graphs_n_6847804.html, March 11, 2015, Accessed October 14, 2017.
US Census Bureau, "Child Poverty Rate in The U.S. from 1990 to 2016," Statista - The Statistics Portal, Statista, www.statista.com/statistics/200474/us-poverty-rate-among-children-under-18-since-1990/, Accessed 14 Oct 2017.
US Census Bureau, "Distribution of Poverty Status of Children Living with Single Mothers in the United States in 2016, by Marital Status of Mother (in Thousands)," Statista - The Statistics Portal, Statista, www.statista.com/statistics/629767/us-poverty-status-of-children-living-with-single-mothers-by-marital-status/, Accessed 14 Oct 2017.